

# WISCONSIN

National Aeronautics and Space Administration



**NASA AGENCYWIDE<sup>(1)</sup>**

State Impact

**346** Jobs Supported

**\$75.2M** Economic Output

**\$2.7M** State Tax Revenue

**MOON TO MARS CAMPAIGN**

State Impact

**53** Jobs Supported

**\$11.7M** Economic Output

**\$434K** State Tax Revenue

**CLIMATE CHANGE R&T<sup>(2)</sup> INVESTMENT**

State Impact

**175** Jobs Supported

**\$37.8M** Economic Output

**\$1.4M** State Tax Revenue


<sup>(1)</sup> For more information, please visit <https://www.nasa.gov/value-of-nasa/>


<sup>(2)</sup> Climate Change Research and Technology (R&T) Investments


## FY23 State Procurement Investment<sup>(3)</sup> **\$25.4M**

### SAMPLE OBLIGATIONS<sup>(4)</sup>

 <b>BUSINESS</b>	<b>\$3.7M</b>
Other Than Small Business	\$2.9M
Small Business	\$728,436
8(a) Program	\$0
Economically Disadvantaged Women Owned	\$75,000
Historically Underutilized Business (HUBZone)	\$0
Service Disabled Veteran Owned	\$5,813
Innovative Research	\$149,947
Disadvantaged Business	\$253,452
Veteran Owned	\$87,040
Woman Owned	\$75,000
Small Business ONLY	\$387,944

 <b>EDUCATIONAL</b>	<b>\$17.3M</b>
Historically Black Colleges and Universities	\$0
Other Minority Institutions	\$0

 **GOVERNMENT** **\$0**

 **NON-PROFIT** **\$0**

#### LEADING STATE-BASED

#### NASA BUSINESS CONTRACTORS

Sierra Nevada Corporation	\$2,296,200
Bruker AXS, LLC	\$377,769
Owens Industries, Inc.	\$157,805
Photonic Cleaning Technologies, LLC	\$149,947
Ninjas Printing, Inc.	\$144,708

#### LEADING STATE-BASED

#### NASA EDUCATION FUNDING

University of Wisconsin	\$15,479,009
Carthage College	\$1,389,935
Alverno College	\$249,205
The Medical College of Wisconsin	\$201,991


#### SPACE GRANT CONSORTIUM

Carthage College	\$910,000
------------------	-----------

<sup>(3)</sup> NASA contracts sourced in the state in FY23; see [FY23 NASA Economic Impact Report](#)

<sup>(4)</sup> Categories are not additive. For more information on FY23 Sample Obligations, please visit: [NASA Acquisition Internet Service \(NAIS\)](#)

# WISCONSIN



# 346

## NASA JOBS SUPPORTED

There are 4 NASA federal employees and 208 contractors\* in the state of Wisconsin.

For every NASA civil servant job located in Wisconsin, an additional 86\*\* jobs are supported in the state economy. For every million dollars' worth of economic output generated by NASA civil service employees, an additional \$39.3\*\* million worth of output is sustained throughout the state economy.

\*\*Indirect effects are the purchases of goods and services by government agencies and private sector contractors, as well as by the industries that supply them.

\*\*Multiplier based on IMPLAN Input Output (I-O) model. To learn more, please visit: <https://blog.implan.com/understanding-implan-multipliers>

## NASA ASTRONAUTS

Daniel C. Brandenstein

Raja J. V. Chari\*

Leroy Chiao

Mark C. Lee

F. Curtis "Curt" Michel

Donald K. "Deke" Slayton

Jeffrey N. "Jeff" Williams

\* Active

For more information about the Economic Impact Report for your state, go to:



**Mary W. Jackson NASA Headquarters**  
300 E Street SW, Suite 5R30  
Washington, DC 20546  
[www.nasa.gov/centers](http://www.nasa.gov/centers)



National Aeronautics and  
Space Administration



# 24

Twenty-four Wisconsin suppliers contributed to NASA's Artemis program. An example of the state's contributions is working on Gateway, a multipurpose outpost orbiting the Moon that will provide essential support for long-term human missions to the lunar surface and serve as a staging point for deep space exploration.