

WASHINGTON, D.C.

National Aeronautics and Space Administration



NASA Center: Mary W. Jackson NASA Headquarters – Washington, D.C.

NASA OVERALL IMPACT⁽¹⁾

2,654 Jobs Supported

\$712.4M Economic Output

\$15.6M State Tax Revenue

MOON TO MARS IMPACT

154 Jobs Supported

\$45.6M Economic Output

\$965K State Tax Revenue

CLIMATE CHANGE IMPACT

398 Jobs Supported

\$103.3M Economic Output

\$2.2M State Tax Revenue


⁽¹⁾ For more information, please visit <https://www.nasa.gov/value-of-nasa/>


⁽²⁾ Climate Change Research and Technology (R&T) Investments


FY23 State Procurement Investment⁽³⁾ **\$359M**

SAMPLE OBLIGATIONS⁽⁴⁾

 BUSINESS	\$123M
Other Than Small Business	\$9.7M
Small Business	\$113M
8(a) Program	\$1.4M
Economically Disadvantaged Women Owned	\$34M
Historically Underutilized Business (HUBZone)	\$33.6M
Service Disabled Veteran Owned	\$1.9M
Innovative Research	\$374K
Disadvantaged Business	\$95.7M
Veteran Owned	\$2.3M
Woman Owned	\$52M
Small Business ONLY	\$9.4M

 EDUCATIONAL	\$27.7M
Historically Black Colleges and Universities	\$1.8M
Other Minority Institutions	\$0

 GOVERNMENT	\$73.9K
---	----------------

 NON-PROFIT	\$26.5M
---	----------------

LEADING STATE-BASED

NASA BUSINESS CONTRACTORS

Agile Decision Sciences, LLC	\$38,088,084
Guardians of Honor, LLC	\$32,780,368
Total Solutions, Inc.	\$8,510,504
New Rights Group, Inc.	\$7,920,433
Venesco & Saitech JV, LLC	\$6,310,560

LEADING STATE-BASED

NASA EDUCATION FUNDING

Catholic University of America	\$19,141,809
American University	\$3,131,049
Georgetown University	\$2,602,516
George Washington University	\$1,459,497

SPACE GRANT CONSORTIUM


American University	\$910,000
---------------------	-----------

⁽³⁾ NASA contracts sourced in the state in FY23; see [FY23 NASA Economic Impact Report](#)

⁽⁴⁾ Categories are not additive. For more information on FY23 Sample Obligations, please visit: [NASA Acquisition Internet Service \(NAIS\)](#)

WASHINGTON, D.C.

NASA Center: Mary W. Jackson NASA Headquarters – Washington, D.C.



2,654 NASA JOBS SUPPORTED

There are 334 NASA federal employees and 1,800 contractors* in the District of Columbia.

For every NASA civil servant job located in the District of Columbia, an additional 7** jobs are supported in the state economy. For every million dollars' worth of economic output generated by NASA civil service employees, an additional \$3.5** million worth of output is sustained throughout the state economy.

** Indirect effects are the purchases of goods and services by government agencies and private sector contractors, as well as by the industries that supply them.
*** Multiplier based on IMPLAN Input Output (I-O) model. To learn more, please visit: <https://blog.implan.com/understanding-implan-multipliers>

NASA ASTRONAUTS

- B. Alvin Drew
- Frederick D. Gregory
- Lisa M. Nowak
- Robert L. Stewart




AERONAUTICS



EXPLORATION SYSTEMS DEVELOPMENT



SPACE OPERATIONS



SCIENCE



SPACE TECHNOLOGY



MISSION SUPPORT

For more information about the Economic Impact Report for your state, go to:



Mary W. Jackson NASA Headquarters
300 E Street SW, Suite 5R30
Washington, DC 20546
www.nasa.gov/centers



National Aeronautics and Space Administration

* Active