

NEVADA

National Aeronautics and Space Administration



NASA AGENCYWIDE⁽¹⁾

State Impact

553 Jobs Supported

\$105.6M Economic Output

\$3.3M State Tax Revenue

MOON TO MARS CAMPAIGN

State Impact

422 Jobs Supported

\$81.3M Economic Output

\$2.6M State Tax Revenue

CLIMATE CHANGE R&T⁽²⁾ INVESTMENT

State Impact

207 Jobs Supported

\$39.1M Economic Output

\$1.2M State Tax Revenue


⁽¹⁾ For more information, please visit <https://www.nasa.gov/value-of-nasa/>


⁽²⁾ Climate Change Research and Technology (R&T) Investments


FY23 State Procurement Investment⁽³⁾ **\$47.9M**

SAMPLE OBLIGATIONS⁽⁴⁾

 BUSINESS	\$5.1M
Other Than Small Business	\$420,449
Small Business	\$541,439
8(a) Program	\$0
Economically Disadvantaged Women Owned	\$0
Historically Underutilized Business (HUBZone)	\$0
Service Disabled Veteran Owned	\$0
Innovative Research	\$0
Disadvantaged Business	\$94,909
Veteran Owned	\$0
Woman Owned	\$0
Small Business ONLY	\$148,130

 EDUCATIONAL	\$4.5M
Historically Black Colleges and Universities	\$0
Other Minority Institutions	\$0

 **GOVERNMENT** **\$0**

 **NON-PROFIT** **\$1M**

LEADING STATE-BASED

NASA BUSINESS CONTRACTORS

Info-Tech Research Group, Inc.	\$535,806
Vibrant Planet, PBC	\$224,491
Control LQ	\$117,000
Cooling & Power Rentals, Inc.	\$78,246
Situation Awareness Systems, LLC	\$40,000


LEADING STATE-BASED

NASA EDUCATION FUNDING

Nevada System of Higher Education	\$4,529,354
-----------------------------------	-------------

SPACE GRANT CONSORTIUM


Nevada System of Higher Education	\$910,000
-----------------------------------	-----------



⁽³⁾ NASA contracts sourced in the state in FY23; see FY23 NASA Economic Impact Report

⁽⁴⁾ Categories are not additive. For more information on FY23 Sample Obligations, please visit: [NASA Acquisition Internet Service \(NAIS\)](https://www.nasa.gov/acquisition-internet-service/)

NEVADA



553


NASA JOBS SUPPORTED

There are 6 NASA federal employees and 294 contractors* in the state of Nevada.

For every NASA civil servant job located in Nevada, an additional 95** jobs are supported in the state economy. For every million dollars' worth of economic output generated by NASA civil service employees, an additional \$37.9** million worth of output is sustained throughout the state economy.

*Indirect effects are the purchases of goods and services by government agencies and private sector contractors, as well as by the industries that supply them.

**Multiplier based on IMPLAN Input Output (I-O) model. To learn more, please visit: <https://blog.implan.com/understanding-implan-multipliers>



10

Ten Nevada suppliers contributed to NASA's Artemis program. An example of the state's contributions is manufacturing supplies for Exploration Ground Systems (EGS), based at NASA's Kennedy Space Center in Florida.

For more information about the Economic Impact Report for your state, go to:



Mary W. Jackson NASA Headquarters
300 E Street SW, Suite 5R30
Washington, DC 20546
www.nasa.gov/centers



National Aeronautics and
Space Administration