


KENTUCKY

National Aeronautics and Space Administration



NASA AGENCYWIDE⁽¹⁾

State Impact

90 Jobs Supported

\$21.2M Economic Output

\$992K State Tax Revenue

MOON TO MARS CAMPAIGN

State Impact

20 Jobs Supported

\$4.5M Economic Output

\$147K State Tax Revenue

CLIMATE CHANGE R&T⁽²⁾ INVESTMENT

State Impact

12 Jobs Supported

\$2.1M Economic Output

\$82K State Tax Revenue

⁽¹⁾ For more information, please visit <https://www.nasa.gov/value-of-nasa/>

⁽²⁾ Climate Change Research and Technology (R&T) Investments

FY23 State Procurement Investment⁽³⁾ **\$6.6**

SAMPLE OBLIGATIONS⁽⁴⁾



BUSINESS

\$6.2M

Other Than Small Business **\$184,936K**

Small Business **\$6M**

8(a) Program **\$0**

Economically Disadvantaged Women Owned **\$0**

Historically Underutilized Business (HUBZone) **\$0**

Service Disabled Veteran Owned **\$0**

Innovative Research **\$0**

Disadvantaged Business **\$5M**

Veteran Owned **\$385,014**

Woman Owned **\$471,771**

Small Business ONLY **\$604,523**



EDUCATIONAL

\$3.2M

Historically Black Colleges and Universities **\$0**

Other Minority Institutions **\$0**



GOVERNMENT

\$0



NON-PROFIT

\$0

LEADING STATE-BASED

NASA BUSINESS CONTRACTORS

Space Tango, Inc. **\$4,468,757**

Million Concepts, LLC **\$525,209**

Strategic Communications, LLC **\$471,771**

Tichenor & Associates, LLC **\$385,014**

LECTRODRYER, LLC **\$146,112**

LEADING STATE-BASED

NASA EDUCATION FUNDING

University of Kentucky **\$2,391,283**

University of Louisville **\$746,784**

Western Kentucky University **\$100,452**

Northern Kentucky University **\$39,986**

Morehead State University **\$0**

SPACE GRANT CONSORTIUM

University of Kentucky **\$910,000**

⁽³⁾ NASA contracts sourced in the state in FY23; see FY23 NASA Economic Impact Report

⁽⁴⁾ Categories are not additive. For more information on FY23 Sample Obligations, please visit: [NASA Acquisition Internet Service \(NAIS\)](#)

KENTUCKY



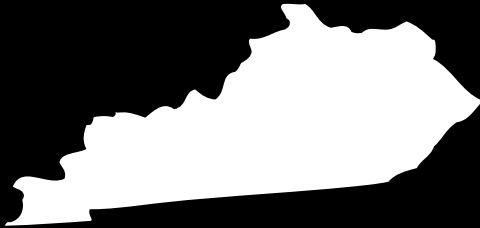
90

NASA JOBS SUPPORTED

There are 56 NASA federal employees and 12,246 contractors* in the state of Kentucky.

For every NASA civil servant job located in Kentucky, an additional 10** jobs are supported in the state economy. For every million dollars' worth of economic output generated by NASA civil service employees, an additional \$4.6** million worth of output is sustained throughout the state economy.

**Indirect effects are the purchases of goods and services by government agencies and private sector contractors, as well as by the industries that supply them.
***Multiplier based on IMPLAN Input Output (I-O) model. To learn more, please visit: <https://blog.implan.com/understanding-implan-multipliers>



NASA ASTRONAUTS



Randolph J. Bresnik*



Terrance W. Wilcutt

* Active


For more information about the Economic Impact Report for your state, go to:



Mary W. Jackson NASA Headquarters
300 E Street SW, Suite 5R30
Washington, DC 20546
www.nasa.gov/centers



National Aeronautics and Space Administration



8

Eight Kentucky suppliers contributed to NASA's Artemis program. An example of the state's contributions is providing critical materials for NASA's Orion spacecraft - the only spacecraft capable of crewed deep spaceflight and high-speed re-entry from the vicinity of the Moon.