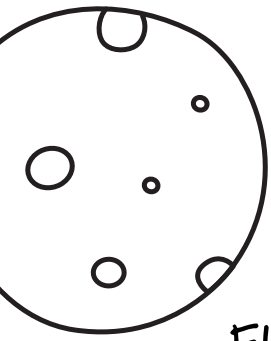







GUIDE SLS TO THE MOON



FINISH



START



Did you know...

we plan a specific path to stay on when we travel to the Moon? We call it our spacecraft's **trajectory**, and it's calculated before we even launch. Just like any long trip, it's always good to prepare in advance.

