

NUMBER OF ROCKS COLLECTED:

Student Names: _____ **Team Name:** _____

Date: _____ **Test Site Number:** _____

Lunar Rake (5 is best)

A. Performance: Efficiently find rocks hidden in sand.
1 2 3 4 5

B. Performance: Ease of use with spacesuit gloves.
1 2 3 4 5

General Notes
What went well?

What could be improved?

Collection Cup (5 is best)

A. Performance: Efficiently scoop rocks into bucket.
1 2 3 4 5

B. Performance: Placing in bucket.
1 2 3 4 5

General Notes
What went well?

What could be improved?

Tool Handle (5 is best)

A. Performance: Stability and connection to tool attachments.
1 2 3 4 5

B. Performance: Placing in bucket.
1 2 3 4 5

General Notes
What went well?

What could be improved?

Lunar Tongs (5 is best)

A. Performance: Grip and pickup rocks and place in collection bucket.
1 2 3 4 5

B. Performance: Clearing fine debris.
1 2 3 4 5

General Notes
What went well?

What could be improved?

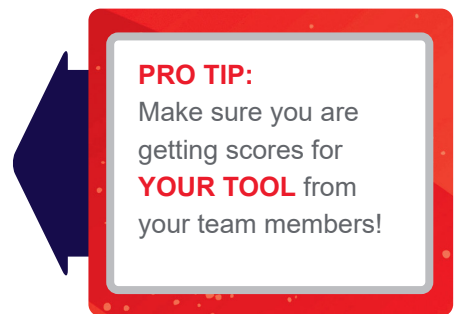
SIDE 2: PHASE II Tool Feedback Form (TFF)

Your Tool Component (Circle one): Handle Rake Collection Cup Tongs

- A. Provide feedback to your team members about their individual tool's performance during testing.
- B. Collect feedback from each of your team members about your tool's performance during testing.

Performance Data for Your Tool component.

Role	Performance Score: A	Performance Score: B
Tools Engineer		
Mission Specialist - Geologist		
Human Factors Engineer		
Project Manager		



- C. Write down any other comments from team members related to your tool's performance during testing in the space below. **YOU WILL USE THESE NOTES TO CREATE A DESIGN FOR AN IMPROVED VERSION OF YOUR TOOL IN STEP 2!**

NUMBER OF ROCKS COLLECTED:

Student Names: _____ **Team Name:** _____

Date: _____ **Test Site Number:** _____

Lunar Rake (5 is best)

A. Performance: Efficiently find rocks hidden in sand.
1 2 3 4 5

B. Performance: Ease of use with spacesuit gloves.
1 2 3 4 5

General Notes
What went well?

What could be improved?

Collection Cup (5 is best)

A. Performance: Efficiently scoop rocks into bucket.
1 2 3 4 5

B. Performance: Placing in bucket.
1 2 3 4 5

General Notes
What went well?

What could be improved?

Tool Handle (5 is best)

A. Performance: Stability and connection to tool attachments.
1 2 3 4 5

B. Performance: Placing in bucket.
1 2 3 4 5

General Notes
What went well?

What could be improved?

Lunar Tongs (5 is best)

A. Performance: Grip and pickup rocks and place in collection bucket.
1 2 3 4 5

B. Performance: Clearing fine debris.
1 2 3 4 5

General Notes
What went well?

What could be improved?

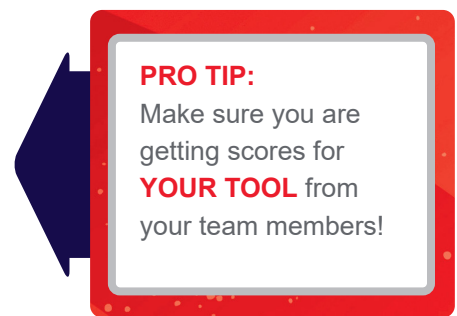
SIDE 2: PHASE III Tool Feedback Form (TFF)

Your Tool Component (Circle one): Handle Rake Collection Cup Tongs


- A. Provide feedback to your team members about their individual tool's performance during testing.
- B. Collect feedback from each of your team members about your tool's performance during testing.

Performance Data for Your Tool component.

Role	Performance Score: A	Performance Score: B
Tools Engineer		
Mission Specialist - Geologist		
Human Factors Engineer		
Project Manager		



- C. Write down any other comments from team members related to your tool's performance during testing in the space below.



For more, join our community of educators, NASA CONNECTS!

<https://stemgateway.nasa.gov/connects/s>

National Aeronautics and Space Administration

NASA Headquarters
300 E Street SW
Washington, DC 20546
www.nasa.gov/centers/hq

www.nasa.gov