



International Space Station Lithium-Ion Battery Start-Up and Cycling

**NASA Aerospace Battery Workshop
November 2017**

Ebony Bowens, The Boeing Company

Penni J. Dalton, NASA Glenn Research Center

Tim North, The Boeing Company

Sonia Balcer, Aerojet Rocketdyne




ISS Li-Ion Battery - Outline

- Configuration of Existing ISS Electric Power System
- Final Flight Adapter Plate and Battery Design
- Launch and Installation
- Battery Charge Control and LEO Cycle Test Data
- On-Orbit cycling data
- Cell and ORU Life Test





ISS Configuration - Battery Locations

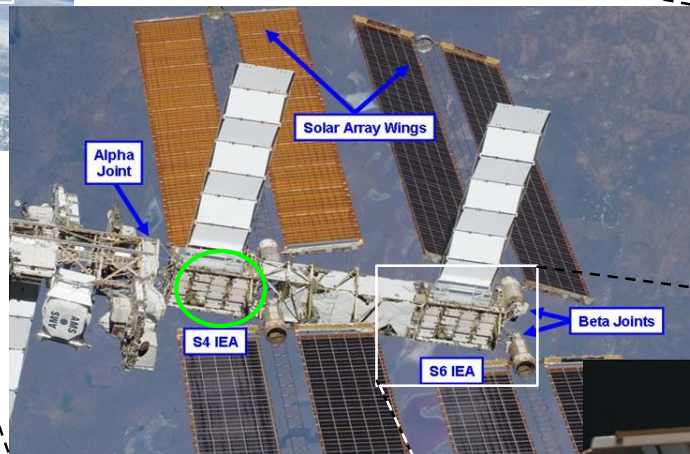


Batteries are located in the 4 Integrated Equipment Assemblies (IEAs)

2 Power Channels per IEA

8 Power Channels total

1 Li-Ion and 1 Adapter Plate replace 2 Ni-H₂




2017 Configuration:

- 6 Ni-H₂ ORUs per 6 channels – 36 total
- 3 Li-Ion ORUs per 2 channels – 6 total

Final Configuration:

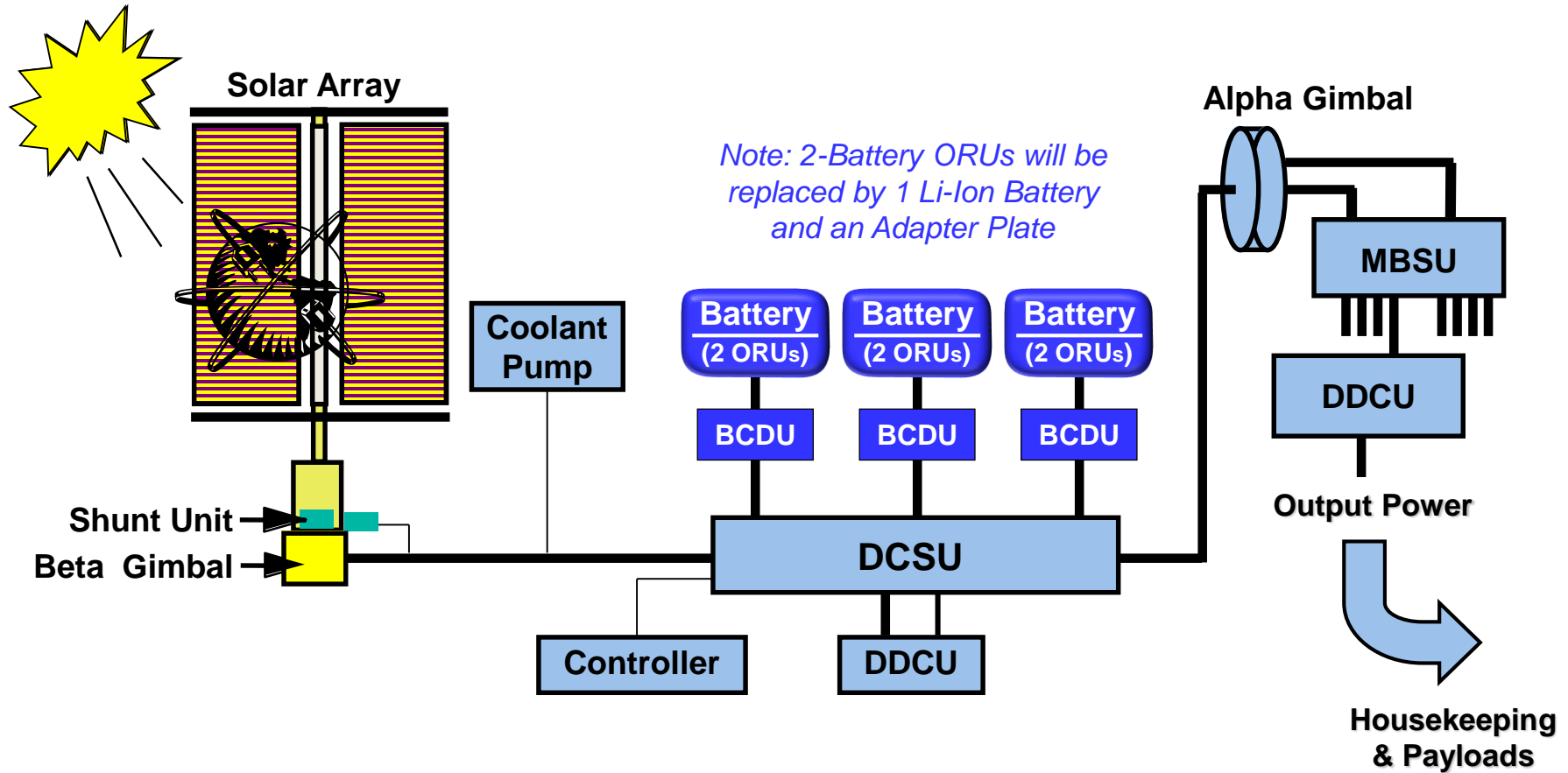
- 3 Li-Ion ORUs per 8 channels – 24 total





ISS Configuration - EPS Schematic

Electrical Power Channel – 1 of 8

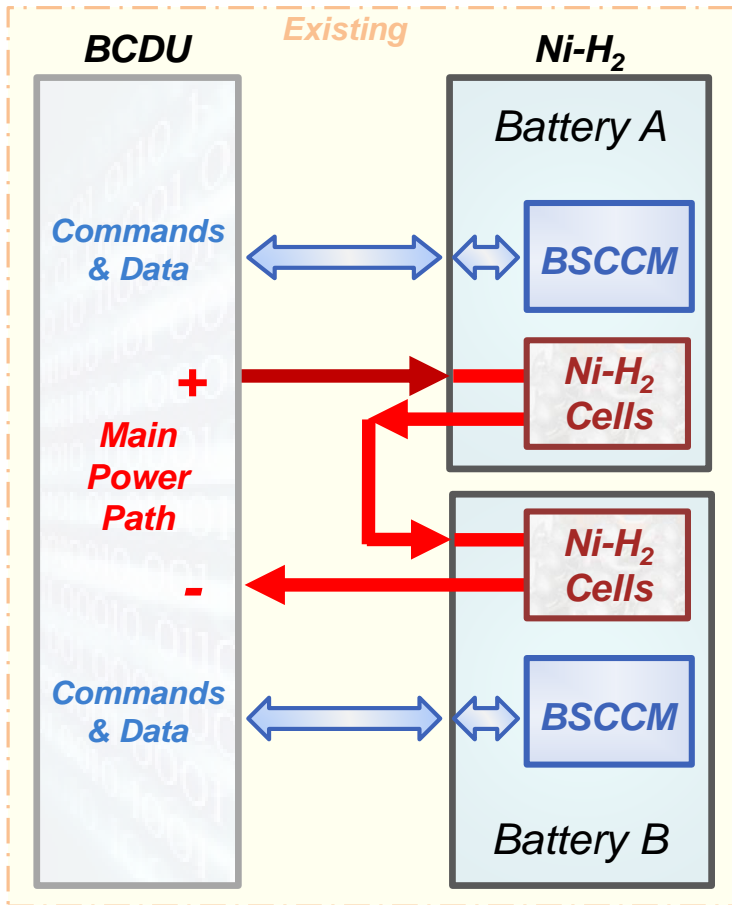


EPS:: Electric Power System
BCDU: Battery Charge / Discharge Unit
DCSU: DC Switching Unit
DDCU: DC-to-DC Converter Unit
MBSU: Main Bus Switching Units

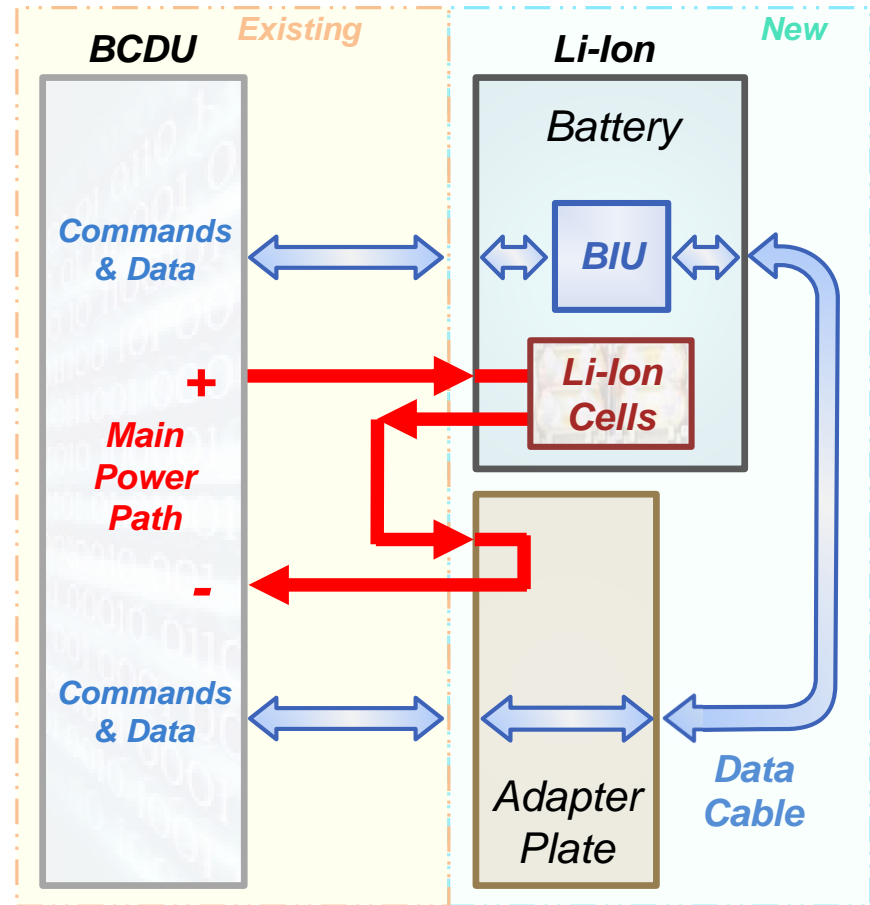


ISS Upgrade to Li-Ion

Ni-H₂
(76 81 Ah cells in series)



Li-Ion
(30 134 Ah cells in series)



BCDU: Battery Charge / Discharge Unit
BIU: Battery Interface Unit
BSCCM: Battery Signal Conditioning and Control Module




ISS Li-Ion Orbital Replacement Units

(Direct drop in replacement for Ni-H₂)



Heater Matt
Heater Plate Assembly




P4 Connector
(stowed for launch)

EVA
Hand Hold

P1 & P2
Connectors

J4
Connector



J3 Test
Connector

Adapter Plate ORU

Dimensions (LxWxH): ~ 41" x 36" x 15"
Actual Weight: ~ 75 Lbs

Li-Ion Battery ORU

Dimensions (LxWxH): ~ 41" x 37" x 21"
Actual Weight: ~ 428 Lbs
Capacity: 144 Ah to 4.1V EOCV

EOCV: End Of Charge Voltage

Launch Integration



- Adapter Plates Integrated at Tomioka, Japan: April-May 2016
- Batteries Integrated and charged to 4.1V at Tonegashima, Japan: May- June 2016





Launch



- HTV6 Launched from Tanegashima, Japan on December 9, 2016




Docking of HTV6 to ISS



- Exposed Pallet (EP) captured and attached to Payload ORU Accommodation (POA) on 12/13/2016




Removal of Exposed Pallet with Li-Ion ORUs



- 12/13/2016 robotic removal of EP with Li-Ion ORUs



Positioning the EP with Li-Ion ORUs



- 12/13/2016 EP moved to ISS truss for Battery installation



Dextre




Robotic Installation of Li-Ion Battery ORUs



Li-Ion
Battery
ORU



Robotic Arm
(Dextre)

- **S4 3A Batteries**
 - Robotically installed 12/31–1/2/2017
- **S4 1A Batteries**
 - Robotically installed 1/8–1/12/2017






EVA Adapter Plate Installation



- S4 3A EVA and start up 1/6/2017
- S4 1A EVA and start up 1/13/2017



Robotic Disposal of Exposed Pallet with 9 Ni-H₂ ORUs




- 1/22/2017 Robotic arm inserting EP with 9 Ni-H₂ ORUs back into HTV6
- 1/27/2017 Undocking
- 2/5/2017 Reentry



Li-Ion Battery Orbit Operations



- Starting January 13, 2017, S4 Channels 3A and 1A are being operated using only Li-Ion Batteries
 - Batteries are performing well after approximately 4,800 LEO cycles
 - Batteries being operated at EOCV of 3.95V
 - Cell EODVs within ~10 mV
 - Cell temperatures within 5 degrees C
- Initial On-Orbit Capacity tests performed
 - Discharge using ISS loads, no charge during insolation
 - 3A: average capacity 110.2 Ah, performed 2/7-10/17
 - 1A: average capacity 112.0 Ah, performed 2/27-3/5/17
 - Slightly higher than predicted start-up capacity of 109 and 110 Ah



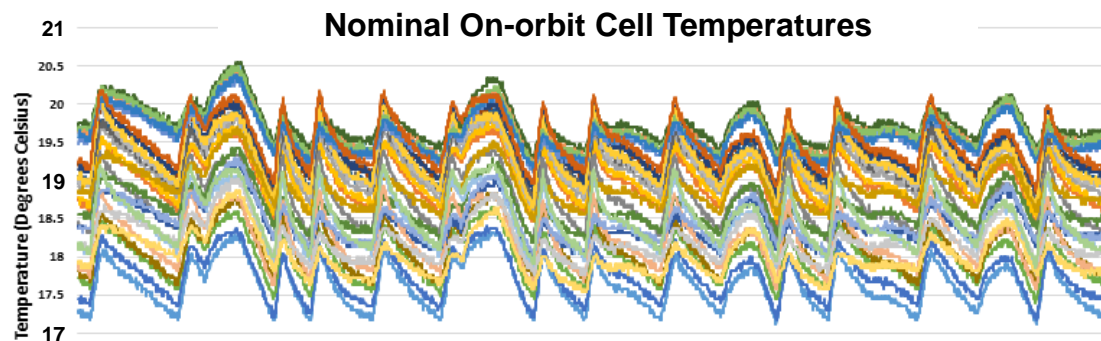
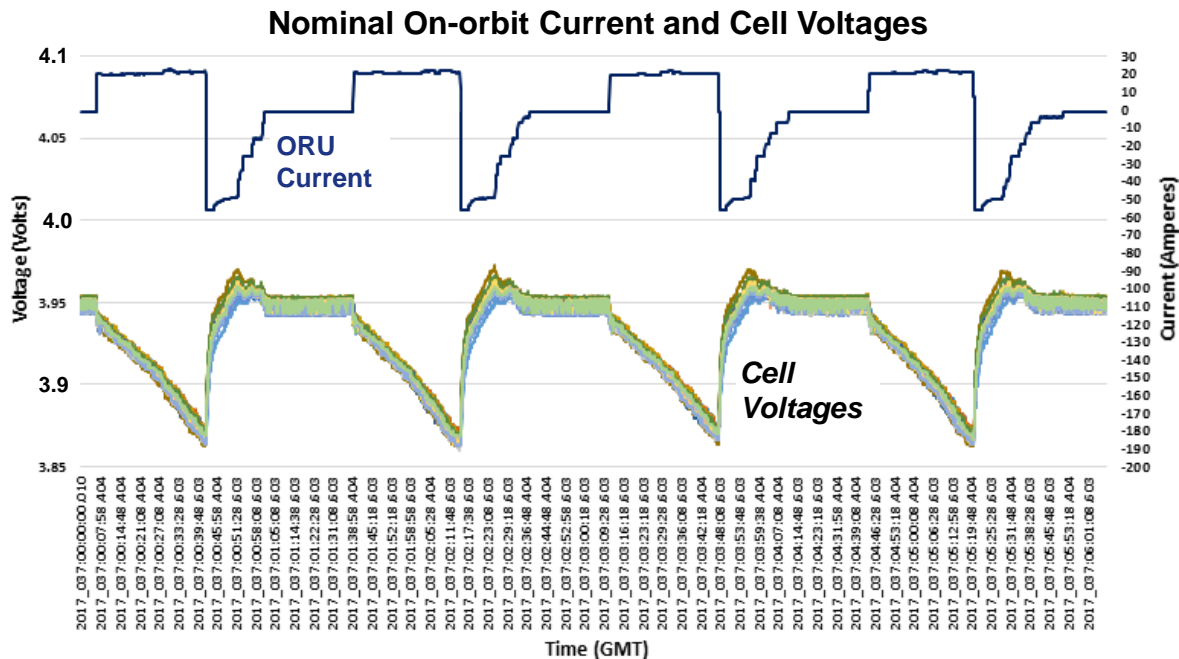


ISS Li-Ion Charge Control and Cycling



- Li-Ion charge current profile is based on cell voltages
- Cell bypass/balancing at EOCV every orbit
- EOCV ground command-able

Charge Current Profile		
	Highest of the Cell Terminal Voltages	Charge Current
Point 1	EOCV + 19mV	55
Point 2	EOCV + 19mV	49
Point 3	EOCV + 18mV	44
Point 4	EOCV + 17mV	39
Point 5	EOCV + 16mV	36
Point 6	EOCV + 15mV	33
Point 7	EOCV + 14mV	30
Point 8	EOCV + 13mV	26
Point 9	EOCV + 12mV	22
Point 10	EOCV + 11mV	19
Point 11	EOCV + 10mV	16
Point 12	EOCV + 9mV	13
Point 13	EOCV + 8mV	10
Point 14	EOCV + 7mV	7
Point 15	EOCV + 6mV	4
Point 16	not applicable	1



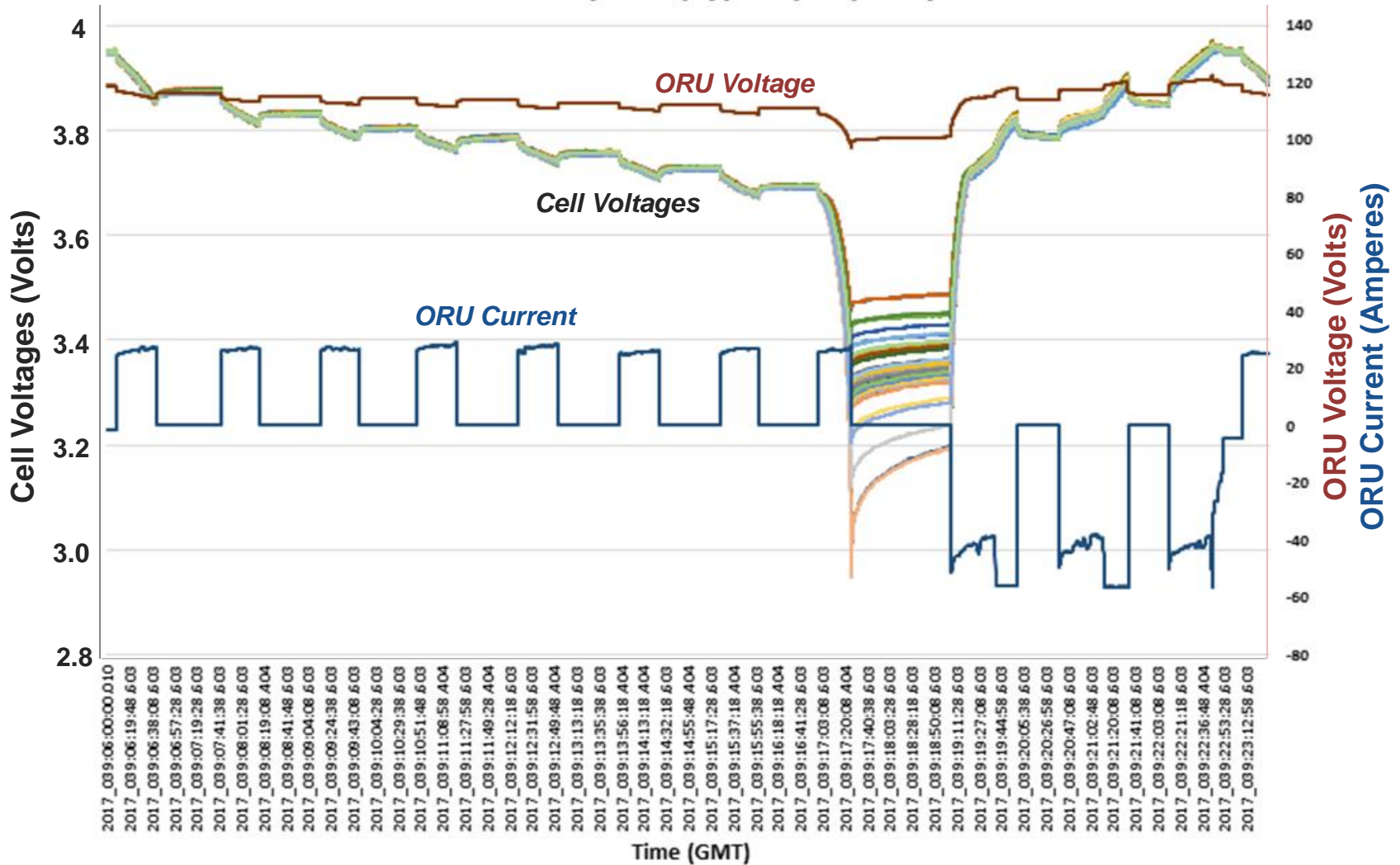
Typical Data for Battery Channel operation



ISS Li-Ion Capacity Test

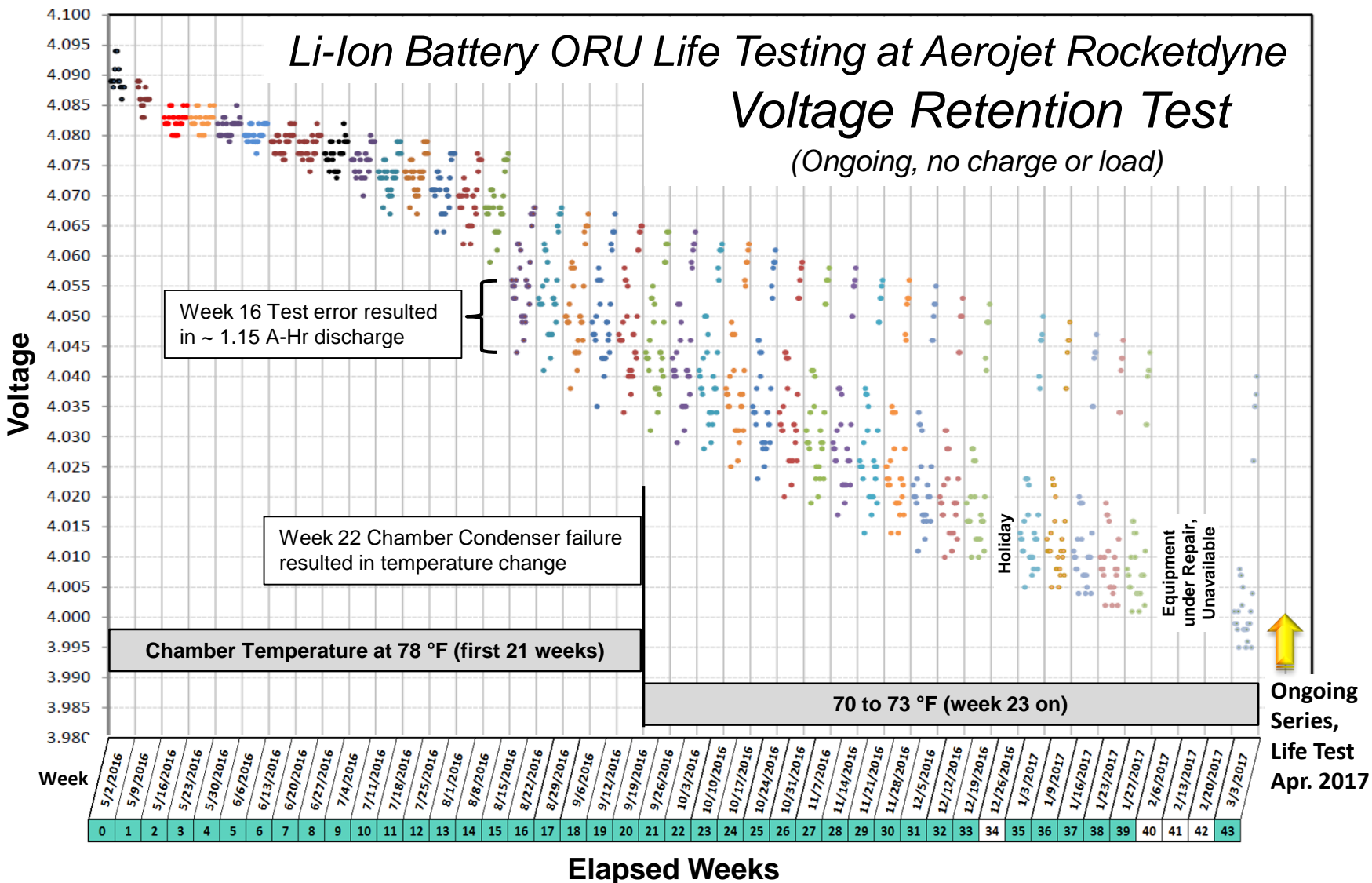


Battery 3A2 (Typical) Capacity Test



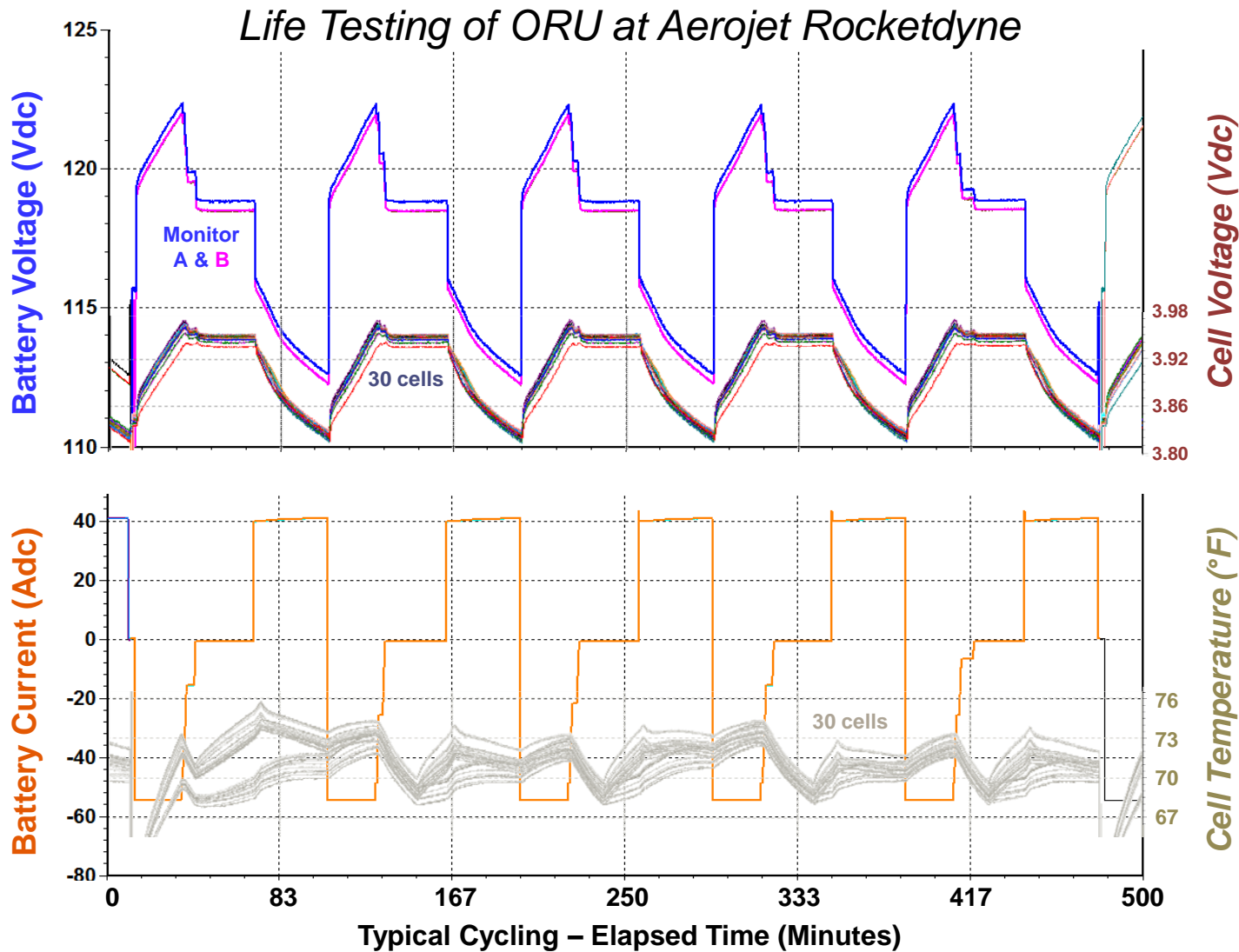


ORU Life Test Program





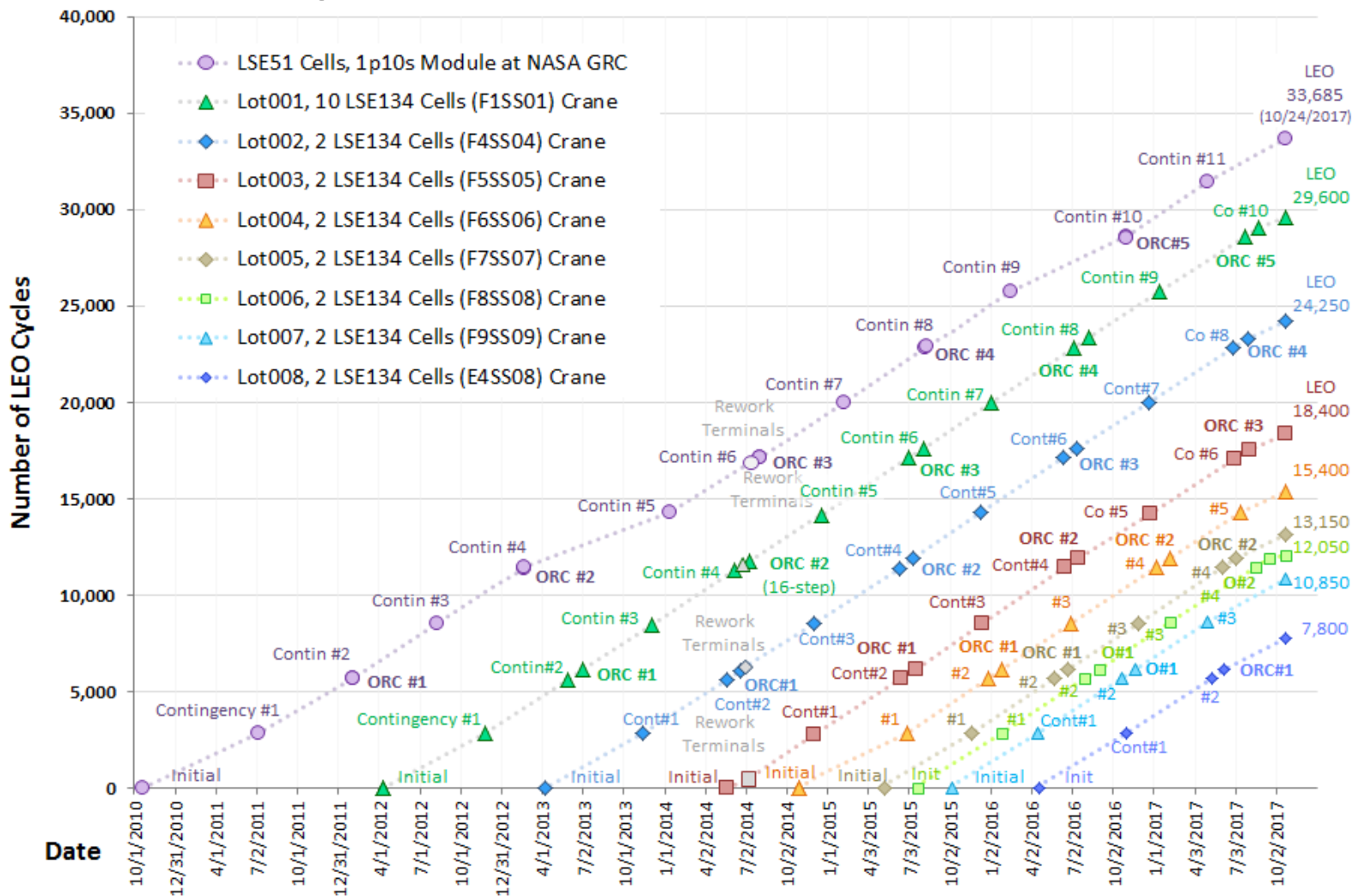
Life Test Program





Life Test Program

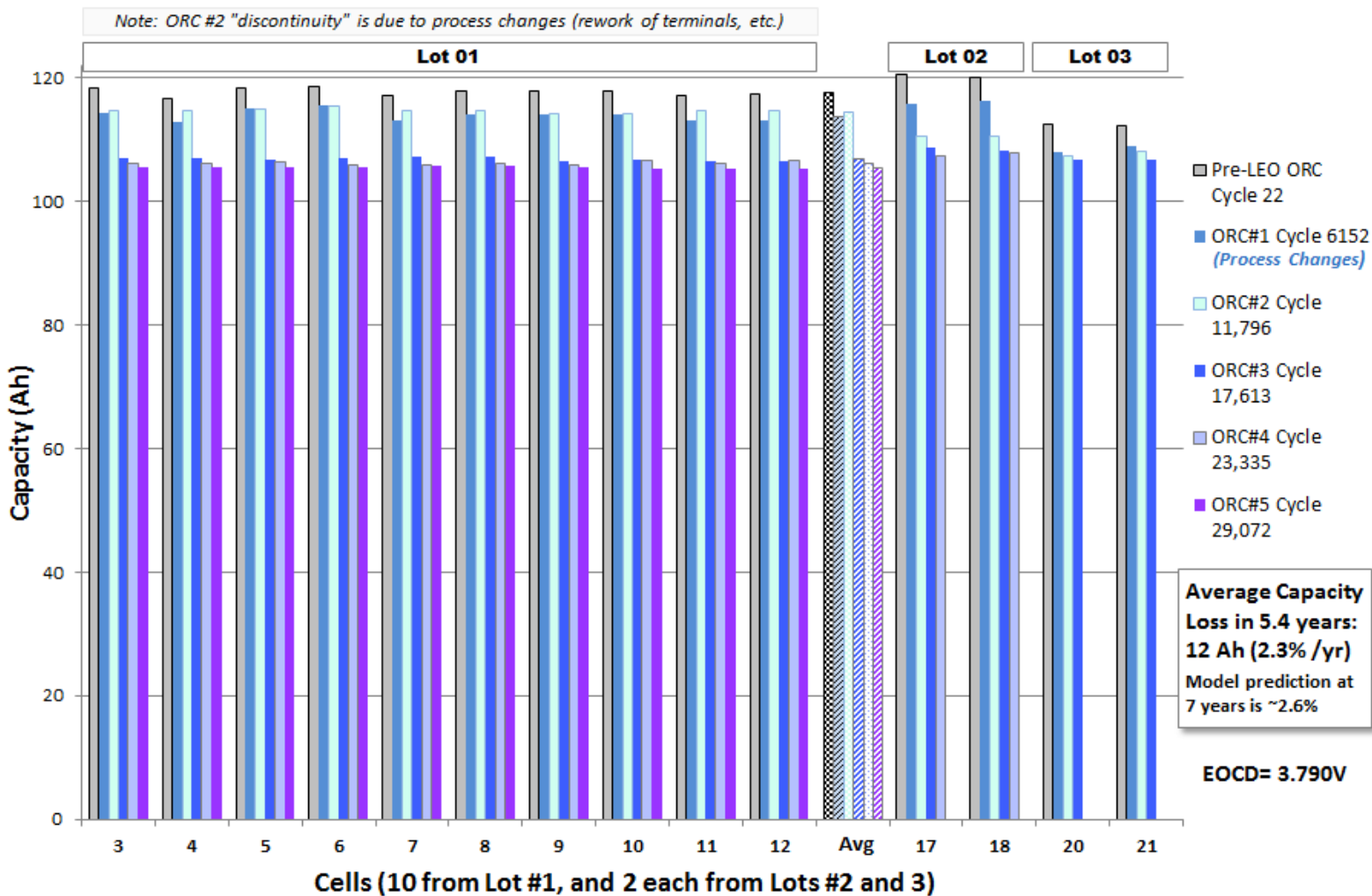
- Cell Life Testing performed at Crane Lab and NASA-GRC





Life Test Program

ORC Capacity Data for Life Test of LSE134 Cells at Crane





ISS Li-Ion Battery Forward Work



- Ground
 - Deliver final 5 (of 27 total) Li-Ion batteries for storage and launch
 - Launch 6 Li-Ion Batteries and Adapter Plates in each of 2018, 2019, and 2020
- On-orbit
 - Update State of Charge calculation to increase accuracy
 - Evaluate optimization of charge profile
 - Deploy full complement of 24 Li-Ion batteries on ISS





In Closing



- Questions?