






SOUTH CAROLINA






NASA Overall State Impact⁽¹⁾

- Jobs Supported 250
- Economic Output \$42,277,000
- State Tax Revenue \$1,517,000



Moon to Mars Campaign State Impacts

- Jobs Supported 2
- Economic Output \$299,000
- State Tax Revenue \$12,000



Investments in Climate Change Research & Technology State Impacts

- Jobs Supported 28
- Economic Output \$4,549,000
- State Tax Revenue \$169,000

(1) For more information please visit: [Value of NASA](#)

FY21 State Procurement Investments ⁽²⁾ **\$14.1 M**

Sample Obligations ⁽³⁾

Business	\$1,056,840
• Other Than Small Business	\$365,148
• Small Business	\$691,692
– 8(A) Program	\$0
– Economically Disadvantaged Women Owned Small Business	\$124,279
– Historically Underutilized Business (HUBZone)	\$0
– Service Disabled Veteran Owned Small Business	\$37,250
– Small Business Innovative Research	\$124,279
– Small Disadvantaged Business	\$332,254
– Veteran Owned Small Business	\$245,225
– Woman Owned Small Business	\$124,279
– Small Business Only	\$322,188
Educational	\$5,946,778
Government	\$0
Non-profit Institutions	\$0

Leading State-based NASA Business Contractors

3D Systems, Inc.	\$365,148
R. E. White & Associates, LLC	\$207,975
Integrated Support Systems, Inc.	\$135,318
Advent Innovations Ltd. Co.	\$124,279
Stevens Aerospace and Defense Systems, LLC	\$120,470

Leading State-based NASA Education Funding

Clemson University	\$2,159,826
College of Charleston	\$2,749,953
University of South Carolina	\$1,036,999

Space Grant Consortium

College of Charleston	\$950,000
-----------------------	-----------

⁽²⁾ NASA contracts sourced in the state in FY21; see [FY21 NASA Economic Impact Report](#)
⁽³⁾ Categories are not additive. For more information on FY21 Sample Obligations, please visit: [NASA Acquisition Internet Service \(NAIS\)](#)



SOUTH CAROLINA



250
NASA Jobs
Supported



There are 9 NASA Federal jobs and 149* contractors in the state of South Carolina.

For every NASA federal job located in South Carolina, an additional 26.8** jobs are supported in the state economy. For every million dollars' worth of economic output generated by NASA federal jobs, an additional \$8.6** million worth of output is sustained throughout the state economy.

* Indirect effects are the purchases of goods and services by government agencies and private sector contractors, as well as by the industries that supply them.

** Multiplier based on IMPLAN Input Output (I-O) model. To learn more, please visit: <https://blog.implan.com/understanding-implan-multipliers>

NASA Astronauts (Former)

Charles Bolden

John Casper

Catherine "Cady" Coleman

Frank Culbertson

Ronald McNair



Seven South Carolina suppliers contributed to NASA's Artemis program. An example of the state's contributions is producing space grade electronic devices for SLS.

James Webb Space Telescope Cycle 1 Hours of Access



South Carolina
Institutions

212.5
Hours

For more information about the Economic Impact Report for your state, go to:



National Aeronautics and Space Administration

NASA Headquarters
300 E Street, SW
Washington, DC 20546

www.nasa.gov/centers

www.nasa.gov

