

STATE ECONOMIC IMPACT

OHIO

NASA Center: Glenn Research Center – Cleveland and Sandusky, Ohio

National Aeronautics and Space Administration



NASA AGENCYWIDE⁽¹⁾

State Impact

9,357 Jobs Supported

\$2.4B Economic Output

\$84.4M State Tax Revenue

MOON TO MARS CAMPAIGN

State Impact

1,462 Jobs Supported

\$406.1M Economic Output

\$12.9M State Tax Revenue

CLIMATE CHANGE R&T⁽²⁾ INVESTMENT

State Impact

2,029 Jobs Supported

\$512.7M Economic Output

\$17.8M State Tax Revenue

⁽¹⁾ For more information, please visit <https://www.nasa.gov/value-of-nasa/>

⁽²⁾ Climate Change Research and Technology (R&T) Investments

FY23 State Procurement Investment⁽³⁾ **\$423.8M**

SAMPLE OBLIGATIONS⁽⁴⁾



BUSINESS

\$191.9M

Other Than Small Business **\$70.4M**

Small Business **\$121.5M**

8(a) Program **\$0**

Economically Disadvantaged Women Owned **\$17.5M**

Historically Underutilized Business (HUBZone) **\$0**

Service Disabled Veteran Owned **\$16M**

Innovative Research **\$9.6M**

Disadvantaged Business **\$79M**

Veteran Owned **\$17.5M**

Woman Owned **\$39.1M**

Small Business ONLY **\$31.9M**



EDUCATIONAL

\$10.5M

Historically Black Colleges and Universities **\$0**

Other Minority Institutions **\$0**



GOVERNMENT

\$119K



NON-PROFIT

\$5.4M

LEADING STATE-BASED

NASA BUSINESS CONTRACTORS

General Electric Company	\$52,162,826
Erie Affiliates, Inc.	\$18,867,090
Zin Technologies, Inc.	\$15,906,917
Pinnacle Construction Development Group, Inc.	\$12,972,137
Alcyon Technical Services (ATS) JV, LLC	\$12,415,050

LEADING STATE-BASED

NASA EDUCATION FUNDING

The Ohio State University	\$4,173,901
University of Toledo	\$2,494,765
The University of Akron	\$1,096,875
Case Western Reserve University	\$834,042
University of Cincinnati	\$477,834

SPACE GRANT CONSORTIUM


Ohio Aerospace Institute	\$1,419,348
--------------------------	-------------

⁽³⁾ NASA contracts sourced in the state in FY23; see FY23 NASA Economic Impact Report

⁽⁴⁾ Categories are not additive. For more information on FY23 Sample Obligations, please visit: [NASA Acquisition Internet Service \(NAIS\)](#)

OHIO

NASA Center: Glenn Research Center – Cleveland and Sandusky, Ohio



9,357

NASA JOBS SUPPORTED

There are 1,527 NASA federal employees and 3,276 contractors* in the state of Ohio.

For every NASA civil servant job located in Ohio, an additional 5** jobs are supported in the state economy. For every million dollars' worth of economic output generated by NASA civil service employees, an additional \$2.4** million worth of output is sustained throughout the state economy.

**Indirect effects are the purchases of goods and services by government agencies and private sector contractors, as well as by the industries that supply them.


**Multiplier based on IMPLAN Input Output (I-O) model. To learn more, please visit: <https://blog.implan.com/understanding-implan-multipliers>

NASA ASTRONAUTS


Neil Armstrong	Terence Henricks
Charles Bassett	James Lovell
Kenneth Cameron	David G. Low
Donn Eisele	Robert Overmyer
Michael Foreman	Judy Resnik
Michael Gernhardt	Ronald Sega
John Glenn	Donald Thomas
Michael Good	Carl Walz
Greg Harbaugh	Mary Ellen Weber
Karl Henize	Sunita Williams*

*Active

NASA's Glenn Research Center (GRC) designs, develops, and tests innovative technology to revolutionize air travel, advance space exploration, and improve life on Earth.



The road to the Moon goes through Ohio. Glenn's world-class test facilities and unrivaled expertise in power, propulsion, and communications are crucial to advancing Artemis and the Moon to Mars efforts. The center is developing the Power and Propulsion Element for Gateway and power systems for the surface of the Moon and Mars.



Glenn's test facilities in Cleveland and Sandusky bring NASA, military, and private industry customers to Ohio. The Neil Armstrong Test Facility is home to the world's largest and most powerful space environment simulation chambers. It is responsible for full-scale testing of the Orion spacecraft.



Every U.S. aircraft has Glenn technology on board, making flight cleaner, safer, and quieter. Glenn is exploring next-generation electrified propulsion, advanced materials, communication systems for advanced air mobility, and supersonic and hypersonic flight.

For more information about the Economic Impact Report for your state, go to:



Mary W. Jackson NASA Headquarters
300 E Street SW, Suite 5R30
Washington, DC 20546
www.nasa.gov/centers



National Aeronautics and Space Administration