




# How **Big** Is It?

A Lesson in Scale Comparison



# How Big Is It?

## National Council of Teachers of Mathematics Principles and Standards for School Mathematics

### Algebra: Grades 3 – 5

Represent and analyze mathematical situations and structures using algebraic symbols.

- represent the idea of a variable as an unknown quantity using a letter or a symbol
- express mathematical relationships using equations

Use mathematical models to represent and understand quantitative relationships.

- model problem situations with objects and use representations such as graphs, tables, and equations to draw conclusions

### Geometry: Grades 3 – 5

Use visualization, spatial reasoning, and geometric modeling to solve problems.

- identify and build a three-dimensional object from two-dimensional representations of that object

### Measurement: Grades 3 – 5

Understand measurable attributes of objects and the units, systems, and processes of measurement.

- understand such attributes as length, area, weight, volume, and size of angle and select the appropriate type of unit for measuring each attribute
- understand the need for measuring with standard units and become familiar with standard units in the customary and metric systems
- carry out simple unit conversions, such as from centimeters to meters, within a system of measurement

### Number and Operations

Understand numbers, ways of representing numbers, relationships among numbers, and number systems.

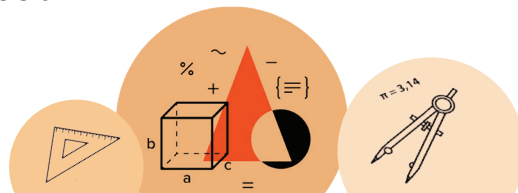
- understand the place-value structure of the base-ten number system and be able to represent and compare whole numbers and decimals

Understand meanings of operations and how they relate to one another.

- understand various meanings of multiplication and division
- understand the effects of multiplying and dividing whole numbers
- identify and use relationships between operations, such as division as the inverse of multiplication, to solve problems

Compute fluently and make reasonable estimates

- develop fluency in adding, subtracting, multiplying, and dividing whole numbers
- develop and use strategies to estimate the results of whole-number computations and to judge the reasonableness of such results
- select appropriate methods and tools for computing with whole numbers from among mental computation, estimation, calculators, and paper and pencil according to the context and nature of the computation and use the selected method or tools





# NASA's Moon to Mars

## Teacher Notes

Working with U.S. companies and international partners, NASA is pushing the boundaries of human exploration forward to the Moon and on to Mars. NASA is working to establish a permanent human presence on the Moon within the next decade to uncover new scientific discoveries.


NASA is also working with companies to address the challenges of living in space, such as using existing resources, options for disposing of trash, and more. Missions to the Moon are about 1,000 times farther from Earth than missions to the **International Space Station (ISS)** located in **low-Earth orbit**, requiring systems that can reliably operate far from home, support the needs of human life, and still be light enough to launch. These technologies will become increasingly more important for the 34 million mile trip to Mars.

Exploration of the Moon and Mars is intertwined. The Moon provides an opportunity to test new tools, instruments and equipment that could be used on Mars to help us build self-sustaining outposts away from Earth. Living and working in lunar orbit for months at a time will also allow researchers to understand how the human body responds in a true **deep space** environment before committing to the years-long journey to Mars.

With the work underway, NASA will move deeper into the solar system to achieve ambitious exploration goals and to develop a permanent presence at the Moon and prepare humanity for future exploration to Mars.

### The Space Launch System

NASA's Space Launch System (SLS) is a powerful, advanced launch vehicle for a new



era of human exploration beyond Earth's orbit. With its unprecedented power and capabilities, SLS will launch crews of up to four astronauts in the Orion spacecraft on missions to explore multiple, deep-space destinations.

Offering more payload mass, volume capability, and energy to speed missions through space than any current launch vehicle, SLS is designed to be **flexible** and **evolvable** and will open new possibilities for payloads, including robotic scientific missions to places like Saturn and Jupiter. SLS will be NASA's first **exploration-class vehicle** since the Saturn V took American astronauts to the Moon.

This next wave of human exploration will take explorers farther into the solar system — developing new technologies, inspiring future generations, and expanding our knowledge about our place in the universe.



# How Big Is It?

## Moon to Mars

### Teacher Notes

#### Volcanoes


Volcanoes are prominent features on all large rocky planetary bodies. **Volcanism**, is one of the major geologic processes in the solar system. Mars has a long history of volcanic activity from the ancient volcanic areas of the southern highlands to the more recent major volcanoes of the Tharsis bulge. Some of the volcanoes on Mars are basaltic shield volcanoes like Earth's Hawaiian Islands. In addition to shield volcanoes, there are dark, flat layers of basaltic lava flows that cover most of the large basins of Mars.

#### Olympus Mons


The largest of the volcanoes in the **Tharsis Montes** region of Mars, as well as all known volcanoes in the solar system, is Olympus Mons. Olympus Mons, Latin for Mount Olympus, is 25 km (16 mi) high. A **caldera** 80 km (50 mi) wide is located at the **summit** of Olympus Mons. The entire chain of Hawaiian Islands would fit inside Olympus Mons!

#### Mauna Kea

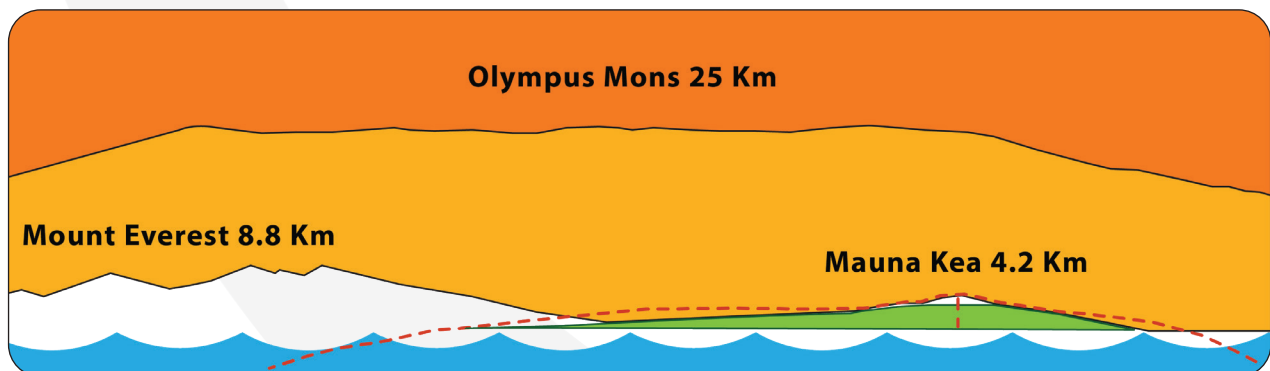
Mauna Kea, Hawaiian for White Mountain, is 10 km (33,481 ft.) high, although it is only 4.2 km (13,796 ft.) above sea level. This makes Mauna Kea taller than any other volcano on Earth. Mauna Kea does not have a summit caldera, but there are numerous **cinder cones**.



Olympus Mons



Mauna Kea





## Vocabulary



**Basalt** – dark, fine-grained igneous rock; makes up most of the ocean floor and is the most common type of lava

**Caldera** – large basin-shaped crater at the top of a volcano that was formed by the eruption or collapse of the center of the volcano

**Cinder cone** – a conical hill formed by the accumulation of volcanic debris

**Deep space** – space beyond the Earth's atmosphere, especially that part lying beyond the Earth-Moon system

**Evolvable** – a design that allows for initial elements, like engines and core stage, to be used with new elements in later designs to create more powerful versions of the rocket

**Exploration-class vehicle** – a rocket that has both the mass and volume capability to support significant human exploration beyond Earth

**Flexible** – capable of modification or adaptation

**International Space Station (ISS)** – a large, orbiting laboratory where astronauts live and work

**Low-Earth orbit (LEO)** – the first 100 – 200 miles of space; LEO is the easiest orbit to get to and stay in; this is where the ISS is located

**Summit** – the highest point of a volcano

**Tharsis Montes** – the largest volcanic region on Mars; it is approximately 4,000 km (2,485 mi) across, 10 km (6.2 mi) high and contains 12 large volcanoes

**Volcanism** – the eruption of molten rock (magma) onto the surface of a planet; a volcano is the vent through which magma and gases are discharged; magma that reaches the surface is called lava





# How Big Is It?

## The Challenge

### Construct a scale representation comparing the height of Olympus Mons to the height of Mauna Kea.

#### 1. Be prepared

- Read the Teacher Notes and Student Work Sheet.
- Gather materials for the activity listed on page 7.
- Place materials at each work station (or other suitable location) for ease of access by students.

#### 2. Background information

Clickable links below to interesting and useful web sites:

- [NASA Moon to Mars](#)
- [Space Launch System](#)
- [Space Launch System Outreach](#)
- [NASA Imagery & Video Library](#)

#### 3. Introduce the challenge

- Students should develop an understanding of volcanoes and some of their characteristics.

A volcano is an opening on the surface of a planet or moon that allows material warmer than its surroundings to escape from its interior. When this material escapes, it causes an eruption. An eruption can be explosive, sending material high into the sky. Or it can be calmer, with gentle flows of material. These volcanic areas usually form mountains

built from the many layers of rock, ash or other material that collect around them. Volcanoes can be active, dormant or extinct. Active volcanoes are volcanoes that have had recent eruptions or are expected to have eruptions in the near future. Dormant volcanoes no longer produce eruptions, but might again sometime in the future. Extinct volcanoes will likely never erupt again.

- Introduce the activity to the students.

Tell your students they will be constructing scale representations comparing the height of Olympus Mons and the height of Mauna Kea. They will be using edible products but must first complete the challenge before they can eat their volcanoes. Put students in groups of 2 (1 per volcano) or 4 (2 students per volcano).

The students will need pencil & paper, or a calculator if you allow, to make the calculations for the scale comparison. [The comparisons in this lesson use the height of Mauna Kea above sea level since that is the part of the volcano seen from the surface of the Earth.] Talk with the students about the steps and mathematical operations needed for each comparison – Metric and U.S. Customary. Ask them why the comparison using Metric units does not yield the same answer as when using U.S. Customary units. Discuss rounding, and if appropriate, the use of significant figures.





## 4. The Math – Metric units

### Mauna Kea

- 10 km from the ocean floor
- 4.2 km above sea level

$$\frac{25 \text{ km}}{4.2 \text{ km}} = 5.952$$

### Olympus Mons

- 25 km from the surface of Mars

***Olympus Mons is about 6 times taller than Mauna Kea!***

## 5. The Math – U.S. Customary units

### Mauna Kea

- 33,481 feet from the ocean floor
- 13,796 feet above sea level

$$16 \text{ miles} = \underline{\quad ? \quad} \text{ feet}$$

$$1 \text{ mile} = 5,280 \text{ feet}$$

$$16 \text{ miles} \times \underline{\quad \quad \quad} \frac{\text{feet}}{\text{mile}} = \underline{\quad \quad \quad} \text{ feet}$$

- 33,481 feet from the ocean floor
- 13,796 feet above sea level

### Olympus Mons

- 16 miles from the surface of Mars

- 84,480 feet from the surface of Mars

$$\frac{84,480 \text{ feet}}{13,796 \text{ feet}} = 6.124$$

***Olympus Mons is about 6 times taller than Mauna Kea!***

## 6. Construct

- Distribute or have students collect their materials.
- Explain that each group will build one representation of Olympus Mons and one representation of Mauna Kea using the materials provided. The representations will be constructed on wax paper. The icing will represent the volcano. The OPTIONAL items are to be used if you want students to add volcanic features to their representations.
- Talk with students about picking a unit, such as ½ inch or 2 inches, to represent the height of one of the volcanoes. Using the ruler, they can place this amount of icing on the cookie representing the volcano they selected. It makes the most

### **Materials (per group):**

- Cookies (2 – 1 each of two types [for example – sugar and chocolate chip])
- Icing (spreadable or squeezable; two flavors/ colors)
- Plastic knife (2)
- Plastic spoon (2)
- Wax paper (2 pieces – 1 for each cookie)
- Ruler
- Paper towels
- OPTIONAL: Various materials (raisins; chocolate sprinkles; chocolate or butterscotch chips; etc.) for use as volcano features (cinder cones; lava flows; etc.)

sense to select a measurement for Mauna Kea since it is the shorter of the volcanoes, thus, making it easier to “scale up” to then construct Olympus Mons. Scaling up is an easier operation than scaling down for most students. [For example, if Mauna Kea’s height is selected to be ½ inch of icing, then the height of Olympus Mons would be 6 times as high, or 3 inches.]

## 7. Activity Enhancements

- Have student groups research Olympus Mons & Mauna Kea prior to the activity and give a presentation about what they learned.
- Have students research other geological features common to both Earth and Mars.



# How Big Is It?

## Work Sheet

Name: \_\_\_\_\_ Date: \_\_\_\_\_

### The Challenge

Construct a scale representation comparing the height of Olympus Mons to the height of Mauna Kea.

### Think it Over

The volcano representations must be to scale.

Discuss with your group:

- What does it mean for something to be to scale?
- What mathematical operations will you need to use to calculate the height comparison?

### The Math – Metric Units

Using the height of each volcano in Metric units, calculate the height comparison below. Show all steps.

### The Math – U. S. Customary Units

Using the height of each volcano in U.S. Customary units, calculate the height comparison below. Show all steps.





# How Big Is It?

## Construct

Using the materials provided, construct a representation of the scaled heights for each volcano.

## Draw

In the space below, draw each representation. Label each representation with the icing height on each cookie.

[If you found the comparison to be one volcano is 3 times the height of the other, you may represent one volcano with 1 inch of icing and the other volcano with 3 inches of icing (1 inch x 3 = 3 inches).]

Olympus Mons

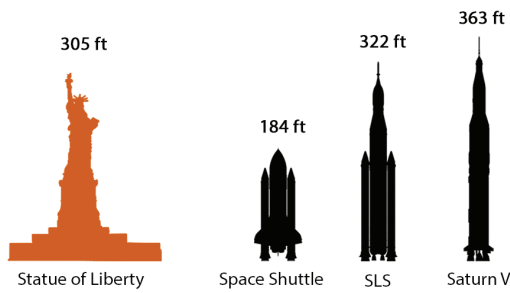
Mauna Kea




# How Big Is It?

## M E E T T H E R O C K E T


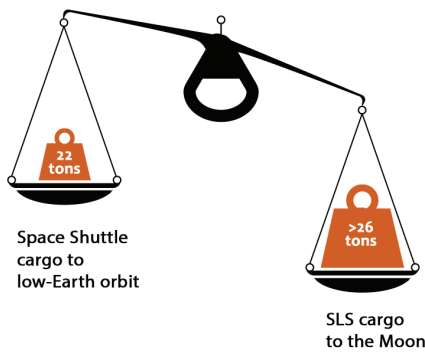
If you wonder how NASA's Space Launch System, or SLS, compares to earlier generations of NASA launch vehicles:



SLS will produce 13% more thrust at launch than the space shuttle and 15% more than Saturn V during liftoff and ascent.



SLS will launch more cargo to the Moon than the space shuttle could send to low-Earth orbit.







[www.nasa.gov](http://www.nasa.gov)



[@NASA\\_SLS](https://twitter.com/NASA_SLS)



[NASASLS](https://www.facebook.com/NASASLS)



[youtube.com/nasa](https://www.youtube.com/nasa)



[@explorenasa](https://www.instagram.com/explorenasa)



National Aeronautics and Space Administration  
**George C. Marshall Space Flight Center**  
Huntsville, AL 35812  
[www.nasa.gov/marshall](http://www.nasa.gov/marshall)

[www.nasa.gov](http://www.nasa.gov)

For more info:  
[www.nasa.gov/sls](http://www.nasa.gov/sls)

NP-2020-03-14-MSFC