

ACTIVITY 11

ROCKET RHYMES AND SONGS

Objective

Students use rhymes, chants, songs, and creative movement to practice rhyming words.

Standards

Mathematics, Language Arts

Materials

- Chart paper
- Sentence strips
- Pocket chart
- Craft sticks, 5 per student
- Drawing of International Space Station (ISS) (Figure 1, page 73), colored
- Drawing of Proton (Figure 4, page 76) and Soyuz (Figure 5, page 77), colored
- Small rocket drawings (Figure 7, page 79), 5 rockets per student
- Markers and crayons

Educator Information

- Use songs, rhymes, and chants to enhance other activities in this guide.
- Write the songs, rhymes, and chants on chart paper or sentence strips.
- Explore additional resources for appropriate songs, rhymes, and chants.
- Color drawings of ISS, Proton, and Soyuz. Laminate for future use.
- Make enough copies of small rocket drawings so that each student has a set of 5. Have a set colored, cut out and glued on craft sticks to show students.

Procedure

1. One at a time, introduce songs, rhymes and chants about rockets and the space station. Examples of songs, rhymes, and chants follow. Have students develop movements to accompany the songs, rhymes, and chants.



Songs

Tune: **"Have You Ever Seen a Lassie?"**

Did you ever see a rocket,
a rocket, a rocket?
Did you ever see a rocket go
this way and that?
Go this way and that way, go
this way and that way,
Did you ever see a rocket go
this way and that?

Repeat the song. Substitute the word station for the word rocket. Hold and move a drawing of a Proton or Soyuz rocket or the ISS while singing the song.



Tune: **"I'm a Little Teapot"**

I'm a little rocket,
Tall and thin,
Here is my nose cone.
Here is my fin.
When I get all fired up,
Launch begins.
Watch me rise,
And see me spin!

Develop movements to accompany the song.



Tune: **"Twinkle, Twinkle Little Star"**

Rocket, rocket in the sky,
Flying fast and flying high,
Off to find the ISS,
What's in it? Can you guess?
Rocket, rocket in the sky,
Flying fast and flying high.

Substitute the words Proton, Soyuz, or shuttle for the word rocket. Develop movements to accompany the song. Hold and move a drawing of a Proton, Soyuz, shuttle, or the ISS while singing the song.

Chants and Rhymes

I'm a little rocket, (*child squats*)
Pointing toward the sky (*points arms upward*)
4...3...2...1 (*repeats slowly*)
Blast off! Fly! (*springs into the air*)



5 little rockets ready to zoom,
The first one says, "There's not
enough room."
It starts its engine; ready to fly,
Looks at the others and
waves good-bye.

4 little rockets...
3 little rockets...
2 little rockets...
1 little rocket...

Students may use their fingers or five copies of the small rocket to represent the five rockets in the rhyme. Have students color, cut out the rockets, and glue them to wooden craft sticks. Discuss the simple subtraction problems in this rhyme. Have students create movements to go with the words in the rhyme.



Many nations,
Build a station,
A science place,
A home in space,
Where people stay,
And work each day.



2. Display the chart paper or sentence strips with the songs, chants, and rhymes written on them. Read from the sentence strips or chart paper, and encourage students to follow the words. Model reading from left to right.
 3. Mix up the order of the sentence strips. Have students place the strips in the right order. Depending on the ability level of the students, have students place individual words in the correct sequence. Encourage students to review initial sounds in rhyming words.
 4. Practice the songs, rhymes, and chants daily.
- In a journal or on a sheet of paper, have students draw pictures of rhyming words. If appropriate, have them write the rhyming words under the pictures. Read together or individually.

Enrichment

Assessment

- Ask students to identify words that rhyme. Ask them to generate a list of additional rhyming words. Read together or individually. Evaluate individual students.
- Let the class create original songs, chants, and rhymes. Write the new songs, chants and rhymes on charts or sentence strips and display in the classroom. Read together.
 - Choose books of poems and rhymes to share with students. *Blast Off! Poems About Space* by Lee Bennett Hopkins is a poetry book with a space theme. Select rhyming books from the *Suggested Reading* list or other sources. *Roaring Rockets* by Tony Mitton and Ant Parker is one of many rhyming books about space. Encourage students to identify words that rhyme in the books.



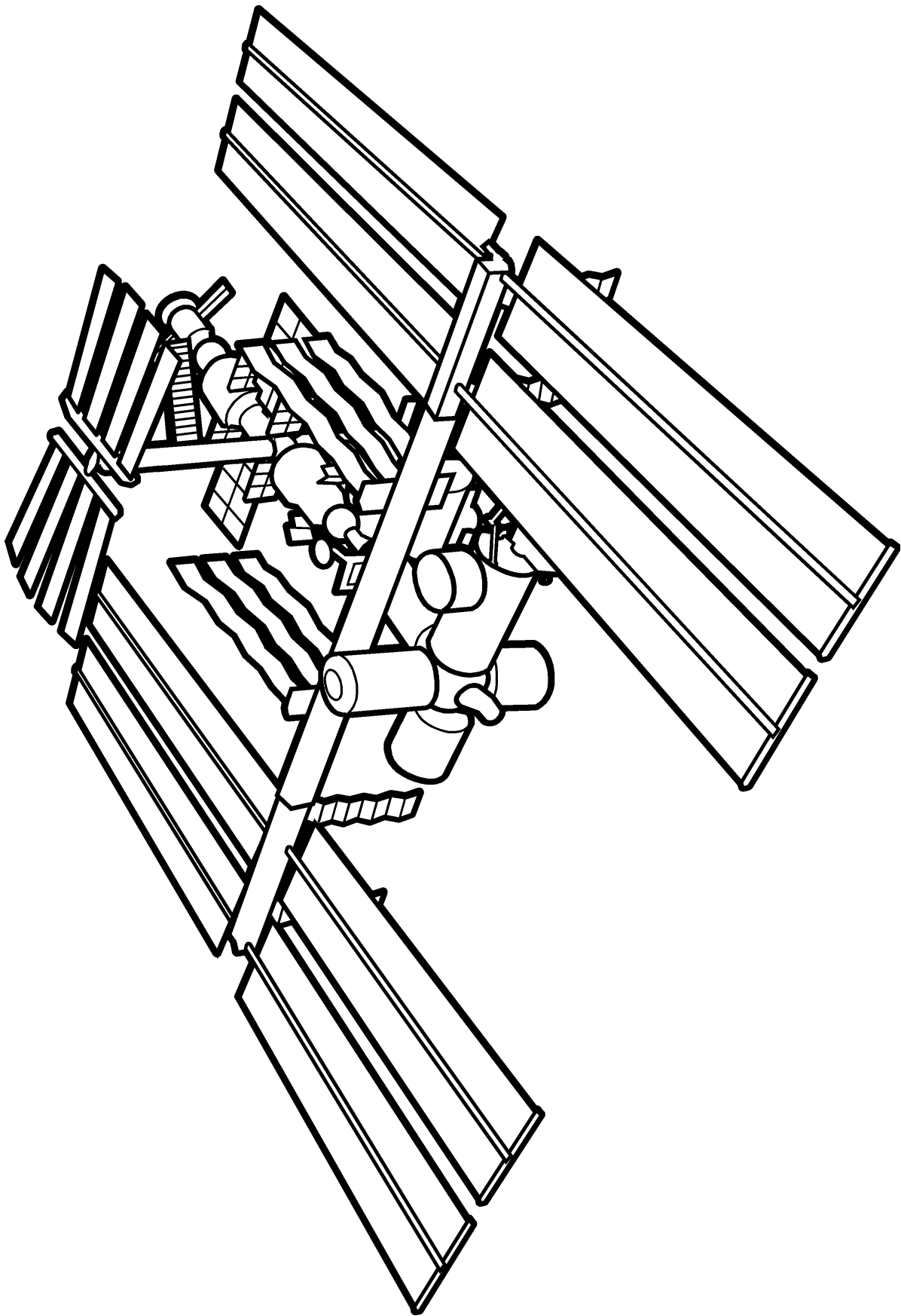



Figure 1. International Space Station (ISS)






Figure 4. Proton Rocket



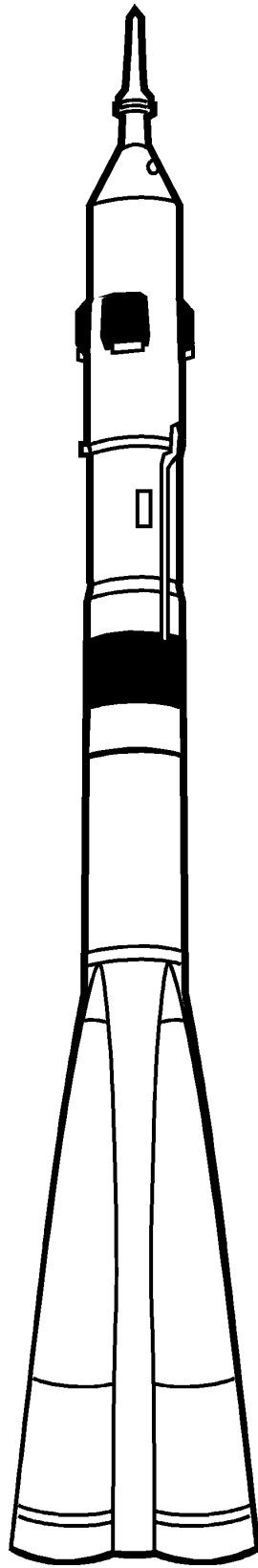


Figure 5. Soyuz Rocket



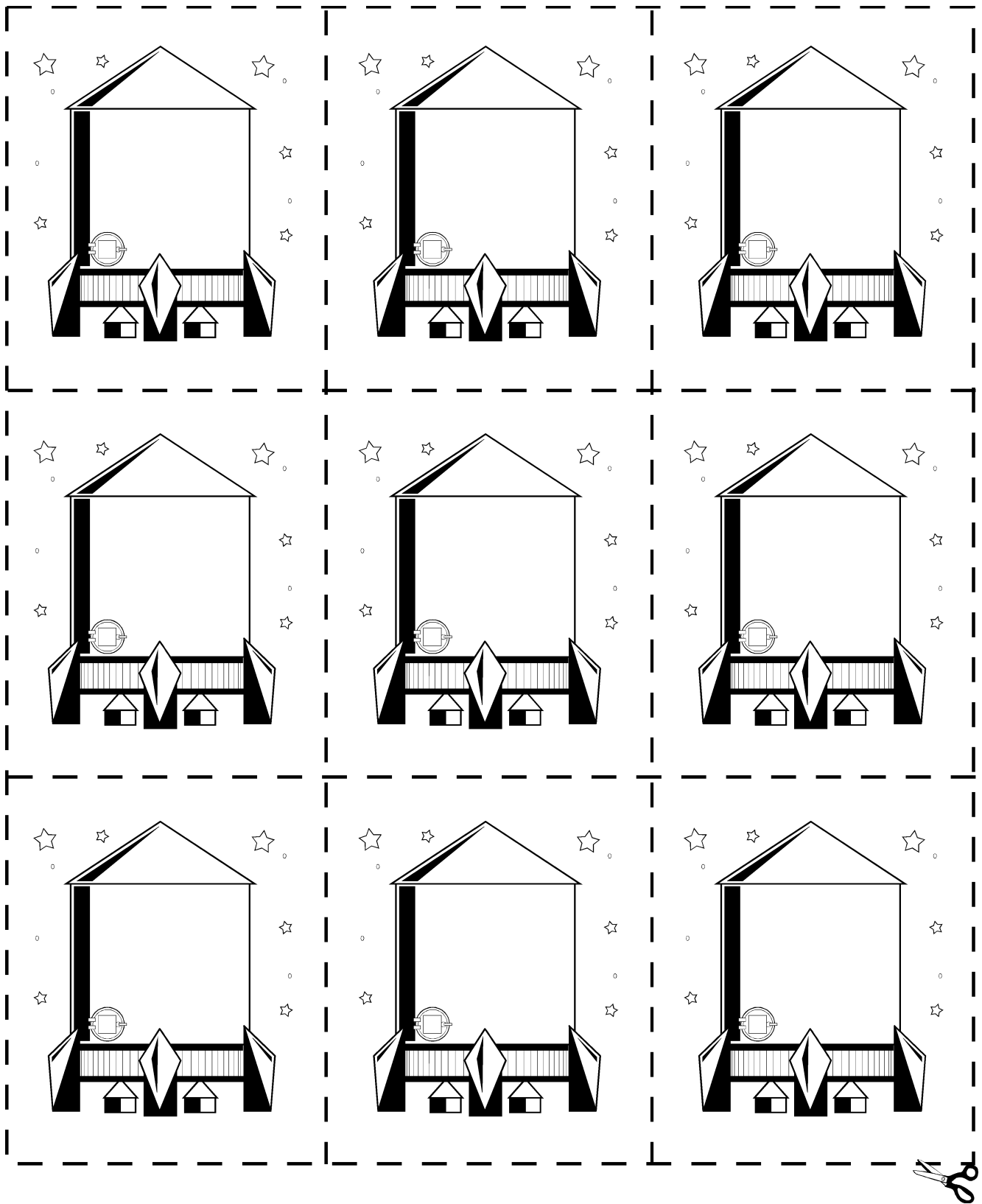


Figure 7. Small Rocket Drawings

